

# Simple dice games

## What you need

- 1 dice (with numbers 1 to 6 shown using dots)
- objects to collect, e.g. 30 (or more) counters, shapes, blocks, pegs or coloured paperclips
- number cards 1 to 6 (provided on next page)
- coloured paper or card squares (to match colours of objects to be collected)

### Number game (for two or more players)

1. One player rolls the dice.
2. Collect objects to match the number on the dice, e.g. if the dice shows 5, collect five objects.
3. Other players roll the dice in turn and collect objects.
4. Each player has four turns to roll the dice.
5. Count how many objects each person has collected after four turns.
6. The winner is the person who has collected the most objects.








### Number card game (for one player)

1. Place the number cards 1 to 6 (provided on next page) face-up on a table.
2. Roll the dice.
3. Collect objects to match the number on the dice.
4. Place the collected objects near/on the number card that matches the number of objects, e.g. If you roll a 4, collect four objects and place them on or near the number 4.
5. The game is over when you have a set of objects to match each number (1 to 6).

### Colour game (one or more players)

1. Place the coloured paper or card squares on a table.
2. Roll the dice.
3. Collect objects of **one** colour that match the number on the dice, e.g. 3 blue pegs.
4. Place the collected objects on the matching coloured square.
5. The game is over when one coloured square has 10 (or more) objects.

Cut out the number cards.

1 	2 
3 	4 
5 	6 