

Learning possibilities

Text: Rubin, A 2015, *Dragons love tacos*, Dial, New York.

Engage

Step 1. If you have this book at home, encourage your child/children to predict what the story is about from the cover. If not use the suggested video link in the Resources box and watch the story together.

Step 2. Read/watch the story drawing your child/children's attention to the details in the illustrations.

Step 3. Here are some questions to ask your child/children about the story.

1. What sort of tacos do dragons like to eat? (gigantic tacos, tiny baby tacos, all tacos)
2. What foods do dragons like in their tacos? (lettuce, tomatoes, cheese, chicken, beef)
3. Tell me what happens if dragons eat spicy tacos. (they get a tummy ache)
4. If you were a dragon, what would your favourite food be?

Respond

Discuss the food that the dragons love most and the ingredients that go into it. Make a simple taco mix for dinner using the 'Tacos' recipe.

Extend

- Encourage your child/children to share what they know about parties, for example: sending invitations, selecting music and games to play, making party hats and party foods. You might encourage your child/children to hold a party for their toys and make some party foods with play dough.
- Invite your child/children to design and make a party hat.
- Play party games, for example: 'Pin the tail on the dragon' using a large dragon drawing and paper tails.

Resources

Video

Peter Paul & Mary – Puff The Magic Dragon (with Lyrics)
(YouTube, MiraCulAko)

<https://www.youtube.com/watch?v=Y7ImAc3LKWM>


Dragons Love Tacos (YouTube, Mr. Paulson Reads)

<https://www.youtube.com/watch?v=7ItaYeSJQX4>

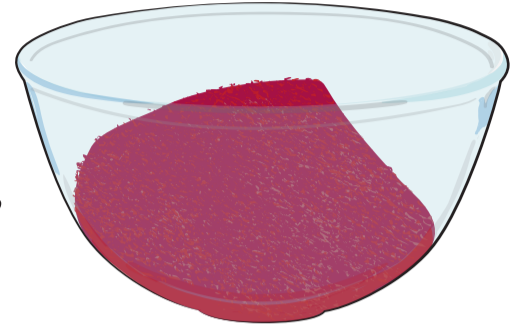
Tacos

Ingredients

taco shells



600g beef mince



1 teaspoon cumin



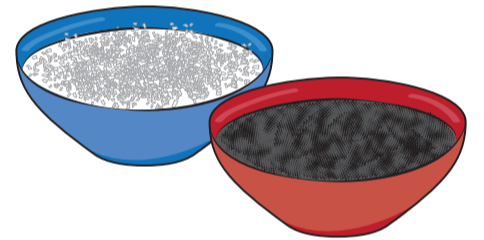
1 teaspoon mild paprika



1 teaspoon dried oregano





salt and black pepper




1 cup tinned tomatoes, finely chopped




2 cups shredded lettuce



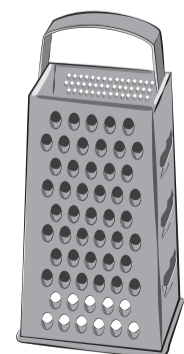


2 tomatoes, chopped



1 carrot, grated



1 cup tasty or cheddar cheese, grated



Method

1. Preheat oven to 180°C.
2. Heat a large non-stick frypan over high heat. Add mince and cook until browned. Break up large pieces with a spoon.
3. Add cumin, paprika, oregano, salt and pepper.
4. Add tinned tomatoes and mix well.
5. Turn heat to low and simmer for 10 minutes.
6. Heat taco shells in oven for 5 minutes (wrap soft shells in aluminium foil).
7. Place taco shells on a serving platter and put cooked mince, shredded lettuce, chopped tomatoes, grated carrot and cheese in bowls for children to serve themselves.

